

**ISUZU**  
RELIABILITY IS EVERYTHING

[isuzu.com.au](http://isuzu.com.au)

Isuzu Australia Limited ABN 97 006 962 572 ("IAL"). The information in this brochure was correct at time of printing, but all measurements, specifications and equipment are subject to change without notice. Bodies and equipment featured in this brochure may have changed, may not be genuine accessories and are available at an additional cost. IAL may make changes at any time without notice, in prices, colours, materials, equipment and models. IAL makes all reasonable attempts to ensure the availability of all vehicles and equipment. The information in this brochure is general in nature. Your Isuzu Truck Dealer can confirm all measurements, specifications and vehicle/equipment availability upon request. Any body illustrated is not necessarily standard equipment. SEP2023 FSA/ISZS1757



## F SERIES

GVM: 11,000 - 24,000kg  
GCM: 16,000 - 36,000kg

**ISUZU**  
RELIABILITY IS EVERYTHING

**SERIES**





ISUZU'S F SERIES

## The perfect mix of brains and brawn.

When you're choosing a new truck, you need to know that it's got the grunt to get the job done. And like all Isuzus, our top-selling F Series has that in spades. But where the range really shines is in the brains department. With world-class componentry, mechanical smarts, and some creature comforts too, you won't find a more sophisticated mix. And the best part of all? An industry-leading, six-year factory warranty. So, buy your F Series truck Ready-to-Work, or customise it for your transportation needs. Why? Because Isuzu has been the leading truck brand for over 34 years straight.

Reliability is everything.

# F Series range.

It's Australia's bestselling medium duty truck, and for good reason. With a choice of 4 or 6-cylinder engines, transmissions, suspension types and wheelbase options, build a truck that suits your business down to the ground.



**4-cylinder power.**  
11,000 - 14,000kg GVM  
210PS / 240PS

The Isuzu 4HK1 four-cylinder high efficiency diesel engine easily meets the current Euro V emission rules and is just one of the smarter options available in the F Series, at power ratings of either 154kW or 177kW. Both are super efficient, bolstered with a high torque two stage turbo charger system means an impressive torque output of 726Nm and 765Nm of torque respectively.

Included is our Idle-Stop System (ISS), by cutting the engine when you come to a halt, ISS is another tool to help you save fuel in heavy traffic situations. Combined with our unique Torque Converter - Automated Manual Transmission (TC-AMT), acceleration and driving efficiency is assured.

**6-cylinder power.**  
11,000 - 24,000kg GVM  
260PS / 300PS

Sometimes you need serious power and that's where our legendary Isuzu 6HK1 diesel engine comes in. With six cylinders and an intercooled variable nozzle turbocharger, it delivers a healthy 191kW and 221kW with torque figures reaching 761Nm and 981Nm respectively. With a choice of manual or Allison® automatic transmission variants, there is a combination to suit almost every application.

Well known for decades in the Australian truck industry, this engine is a testament to our company mission, reliability is everything.

# F Series range.



**Drivetrain and fit for purpose.**  
High Power 300PS  
4x2, 6x2 and 6x4 FV range

The F Series high capacity FV range includes 4x2, 6x2 lazy axle and 6x4 tandem drive axle configurations, all powered by a 6HK1-TCS (221kW/300PS) turbo, intercooled diesel engine that delivers an impressive 981Nm of torque.

4x2 FV models: Meritor® steer and drive axle/brake combinations, FVR with steel and FVD with Hendrickson® HAS airbag suspension both with either ZF® 9-speed manual or Allison® 3K Series 6-speed automatic transmission. Plus, a set of 4x2 wheelbases to suit a range of applications.

6x2 FVL models: Meritor® steer, drive and lazy axle/brake combinations bundled with airbag rear suspension. Plus, ZF® 9-speed manual or Allison® 3K Series 6-speed automatic transmission.

6x4 FV models: Meritor® steer and drive axle/brake combinations, FVZ with steel and FVY fitted with airbag rear suspension, plus, a set of 6x4 wheelbases are available to suit a range of applications.

## Ready-to-Work range.

**If you need a truck without the wait, check out our Ready-to-Work range. A comprehensive selection of bodied trucks designed and built to our specifications, they come with the lot, including a comprehensive 3 year factory warranty on the body itself. And best of all, they're ready and raring to go.**

## Tipper

A tough, durable body designed and manufactured in Japan, the Isuzu tipper range has built an impressive reputation for itself. Available in 11,000 – 14,000kg GVM variants, it's all about reliability for landscape and construction applications that need to transport payload and dump it off at the destination all day, every day.

## Freightpack

The Freightpack range is available in five models, with a choice of 10-pallet, 12-pallet or 14-pallet curtain-side body configurations. Loaded with unique Isuzu features for all round safety and productivity.

# A cabin filled with smarts.

When you climb into an F Series truck, know that you're getting the latest in global technology. And every ride, no matter how long, is safe, efficient, and comfortable.

Mylsuzu Co-Pilot Multimedia Unit



## MAKE YOUR WAY WITH MYISUZU CO-PILOT.

Mylsuzu Co-Pilot is a seamlessly integrated system that features a tailored truck specific navigation experience with a user-friendly interface.

In addition to truck-specific routing (which accounts for the dimensions of the truck being driven), the system will provide the end-user with over-the-air 'smart' capabilities such as live traffic information and live map updates\* (provided the unit is connected to WiFi or a phone hotspot).

It also comes with an intuitive custom navigation experience featuring speed camera alerts, maximum speed, hazmat specifications, and more. MyIsuzu Co-Pilot – designed to help you work smarter, not harder.

\*3 year subscription.

## MULTIMEDIA.

The MyIsuzu Co-Pilot multimedia system features a 10.1 inch touch screen, Apple CarPlay, Android Auto, and DAB+ stations. Hands-free Bluetooth and truck specific navigation are standard.



## TWENTY-TWENTY HINDSIGHT.

Your twin rear-view mirrors are big, heated, and powered, with integrated spotters. It's a case of 'Objects in mirror are clearer than you think'.



## WATCH YOUR BACK.

Reversing cameras are a luxury in many trucks, but not so with an Isuzu F Series. It comes standard with a seriously clever rear camera. It doesn't just make reversing safer, you can use it to check your trailer when you're driving forward too.



## LIGHT UP CORNERS.

Turning into laneways and driveways, as you know, can be tricky. Especially at night. That's when our clever cornering lamps come into play. Turning on your indicators turns them on as well, while your headlights still aim forwards.



## BRIGHT NEW THINKING.

Night driving can be taxing on the eyes, and at times, risky business. That's why our F Series trucks now come equipped with advanced LED lights for low beams, and halogen lights for high beams, providing a superior forward-view. And, they're easier on the eyes too.

# ADAS. Smart systems designed to keep every road user safe.



ADAS is a suite of integrated active safety systems. Working together, they reduce the chance of an accident and/or mitigate damage if an accident does happen.



## AEB ADVANCED EMERGENCY BRAKING.

If a vehicle appears unexpectedly and the driver fails to respond, the AEB system brakes automatically. The brake lights illuminate during this process.



## LDW LANE DEPARTURE WARNING.

LDW detects lane markings or road edges and if the driver wanders out of their lane, it sounds a warning. The driver can select two sensitivity settings, or switch OFF.



## DWS DISTANCE WARNING SYSTEM.

DWS helps you maintain a safe distance from the vehicle ahead by giving a warning if a pre-set distance is reached. (You can choose from four pre-set minimum distances).



## ESC ELECTRONIC STABILITY CONTROL.

ESC monitors driver input and vehicle control. If it detects understeer, oversteer or roll-over, it overrides driver input, reduces power and/or brakes individual wheels braking to maintain vehicle control.

# Another set of eyes on the road.

In each of our F Series trucks, there's a combination of millimeter-wave radar and camera mounted unobtrusively on the cab. Using a combination of the two functions it can determine the speed and distance of objects on the road which feeds back into a series of safety feature technology.


## DISTANCE WARNING SYSTEM (DWS).

DWS helps you maintain a safe distance from the vehicle ahead by giving a warning if a pre-set distance is reached. (You can choose from four pre-set minimum distances).



## PART OF A SMART SAFETY SYSTEM.

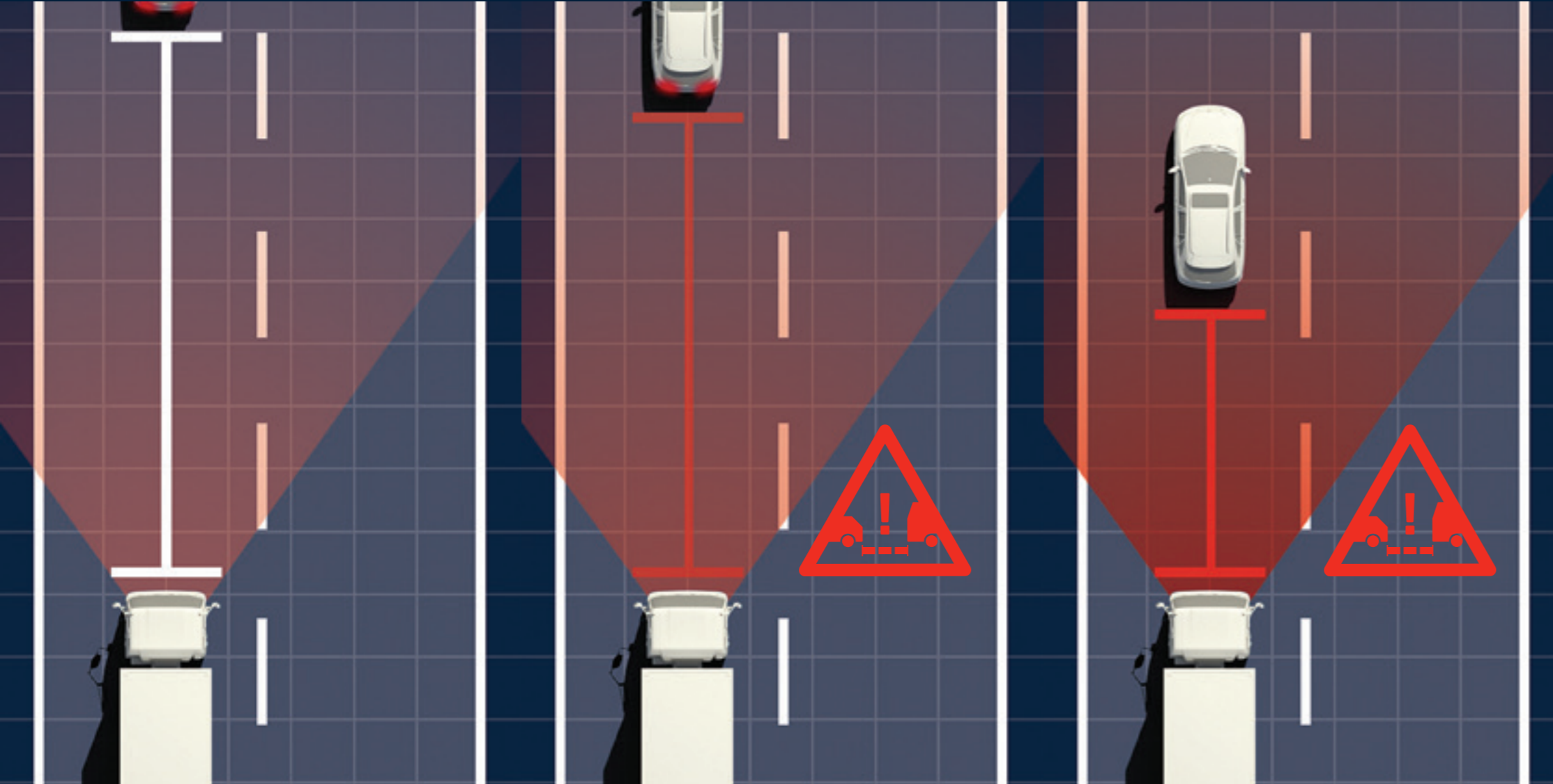

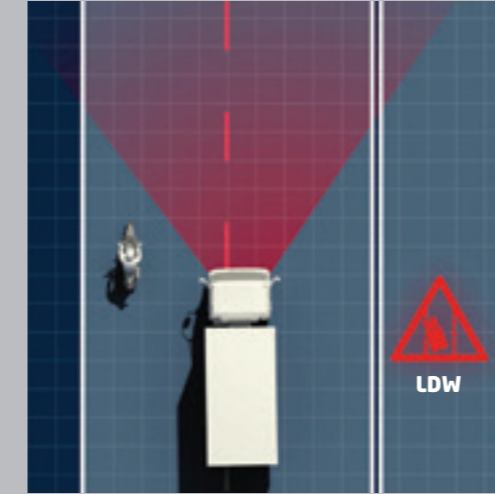
Isuzu's Advanced Driver Assistance Systems (ADAS) has been developed to help keep all road users safe and the combination of millimeter-wave radar and camera provides data to a host of the intelligent safety features like Advanced Emergency Braking (AEB), Lane Departure Warning (LDW) and Distance Warning System (DWS).



## DOUBLE DETECTION.

Selected F Series trucks now achieve highly accurate vehicle detection by combining the power of a camera with a millimeter-wave radar\*. So the next time you're driving late at night in tough weather conditions, know that your truck will easily detect the relative speed and distance of any vehicles ahead. That's the power of double detection.

\*ADAS features are only available on FRR 110-240, FRD 110-240 and FSR 140/120-240 Models.



# Active safety features.


With active safety technology on board, a system of sensors constantly monitor the truck's performance and surroundings. The aim is to prevent accidents before they happen, but if a collision is unavoidable, active safety features help reduce the impact.



**LDW** detects lane markings or road edges and if the driver wanders out of their lane, it sounds a warning. The driver can select two sensitivity settings, or switch OFF.

## ANTI-SKID REGULATOR (ASR).

ASR detects when the rear wheels are spinning on a loose surface, then reduces torque and/or applies brake to the affected wheel to improve traction.



## HILL START AID (HSA).

Hill Start Aid is included on trucks with manual transmissions. When the brake pedal is applied on a hill, the brake pressure is maintained until the clutch is released (or eight minutes) so that the truck won't roll backwards when starting.




## CAB TILT WARNING (CTW).

If the cab tilt is not fully locked, the Cab Tilt Warning sounds an alarm and flashes an alert light on the multi-information display.

## ELECTRONIC BRAKING SYSTEM (EBS).

EBS\* keeps the vehicle stable and easy to steer, even during emergency braking. It gives the driver constant pedal feel and top braking performance, regardless of load.

\*Applicable to FSR 140/120-240, FTR and FV Models.





# Passive safety features.

Passive safety technology is designed to lessen the consequences of an accident by preventing or managing the forces of any impact. While these features are sometimes referred to as 'secondary' safety technology, they are critical for preventing injuries and saving lives.



## DUAL AIRBAGS – DRIVER & FRONT PASSENGER.

In a collision, the Supplementary Restraint System (SRS) determines the intensity and, if needed, deploys cabin airbags in an instant.

## ANTI-INTRUSION BARS.

Additional reinforcement installed into the door structure, Anti-Intrusion Bars protect cabin occupants in case of an incident.

## SEATBELT PRE-TENSIONER – DRIVER & FRONT PASSENGER.

If it senses sharp deceleration that indicates an accident, the SRS automatically tensions the seat belt to pull the occupant back into the seat and reduce the chance of injuries.



## ECE-R29 CABIN.

Referring to a United Nations global test certification, the ECE-R29 cabin rating means that the truck's cab has been designed to withstand excessive deforming in case of an incident. This rating isn't currently mandatory in Australia, but cabins that are ECE-R29 approved generally offer superior occupant protection.

# A cabin made for comfort.

Whether you're spending all day behind the wheel or driving to a worksite, a little comfort is always welcome. Well, that's what you'll experience every time you climb into an F Series cabin. A lot of thought has gone into creating a space that's easy to navigate and easy on the body.



Mylsuzu Co-Pilot 10.1 inch touch screen multimedia

Full length ergonomic A-Pillar grab handle

Door mounted Mylsuzu Co-Pilot speakers

Centre seat with fold down work area

\*Features shown may not apply to all models.

Fuel card holder

Phone pocket with wireless charger

Range of transmission options available

USB charger

Carplay and Android Auto

Electric main and spot mirror controls

AEB LDW

Multi information display controls

Multi information display

ESC DWS

Heated mirrors

Cruise control

## CARRY LOADS IN THE CAB.

Jump into an F Series cabin and you'll notice stacks of storage space for all your stuff. And if you're carrying workmates as well, they'll find generous stretch-out legroom.



## CRUISE FOR COMFORT.

When you're out on a highway, it's the perfect time to take the load off and just go with the flow. And electronic cruise control lets you do just that... and removes the risk of creeping up over the speed limit without realising.

## THE BEST SEAT IN THE BUSINESS.

All F Series have the ISRI 6860/875 air-suspension driver's seat as standard. And it's anything but standard. It incorporates a lap-sash seatbelt, head restraint, dual-stage air lumbar/lateral support, integrated pneumatic system, adjustable shock-absorber and body-hugging upholstery from head to knee. Sharing the load for the sake of your body.



## STEER YOUR WAY.

The F Series steering wheel\* tilts and telescopes, so it's a snap to find a driving position that's still comfortable at the end of a long shift. A thoughtful touch your neck and shoulders will appreciate. And for a smoother ride, you can adjust cruise control on the right of the wheel, and control the dashboard screen on the left.

\*Steering wheel buttons and controls are only applicable to FRR, FRD and FSR models with ADAS.

## CLIMATE CHANGE YOU CONTROL.

Some of us run hot, while others feel the cold. Either way, with auto climate control\* on board the F series, you'll always be just right (until you have to get out onto the jobsite, of course).

\*Auto Climate Control only applies to 6-Cylinder models (except FTR and FTS models).



# Specifications.

Here you'll find the basic specifications on our F Series models. Remember, though, there's always our ISIS software to help us to choose together the one that's right for you and your application.

## Cab chassis range

MODEL	CAB	GVM (kg)	GCM (kg)	TRANSMISSION (GEARS/TYPE)	ENGINE	POWER (kW@RPM)	TORQUE (Nm@RPM)	WHEELBASE
FRR / FRD 110-240	Standard	11000	16000	6-speed MANUAL	N-4HK1-TCH	177	765	SWB ~ XLWB
				6-speed TC-AMT				MWB ~ XLWB
FSR 120-240	Standard	14000 / 12000	18000	6-speed MANUAL	N-4HK1-TCH	177	765	LWB
				6-speed TC-AMT				MWB ~ XLWB
FRR / FRD 110-260	Standard	11000	20000	6-speed MANUAL	6HK1-TCC	191	761	MWB ~ XLWB
				6-speed AUTO				
FSR / FSD 140/120-260	Standard	14000 / 12000	21000	6-speed MANUAL	6HK1-TCC	191	761	MWB ~ XLWB
				6-speed AUTO				
FTR 150-260	Wide	15000	21000	6-speed AUTO	6HK1-TCS	191	761	MLWB ~ LWB
FVR / FVD 165-300	Wide	16500	32000	9-speed MANUAL	6HK1-TCS	221	981	MWB ~ LWB
				6-speed AUTO				
FVL 240-300	Wide	24000	36000	9-speed MANUAL	6HK1-TCS	221	981	LWB
				6-speed AUTO				
FVZ / FVY 240-300	Wide	24000	36000	9-speed MANUAL	6HK1-TCS	221	981	MWB ~ LWB
				6-speed AUTO				

## Cab chassis 4x4 range

MODEL	CAB	GVM (kg)	GCM (kg)	TRANSMISSION (GEARS/TYPE)	ENGINE	POWER (kW@RPM)	TORQUE (Nm@RPM)	WHEELBASE
FSS 110-210	Standard	11000	16000	6-speed MANUAL	N-4HK1-TCS	154	726	SWB
FTS 139-260	Wide	13900	21000	6-speed MANUAL	6HK1-TCC	191	761	MWB
				6-speed AUTO				

## Crew cab chassis range

MODEL	CAB	GVM (kg)	GCM (kg)	TRANSMISSION (GEARS/TYPE)	ENGINE	POWER (kW@RPM)	TORQUE (Nm@RPM)	WHEELBASE
FRR 110-260	Crew Standard	11000	20000	6-speed MANUAL	6HK1-TCC	191	761	LWB
				6-speed AUTO				
FVD 165-260	Crew wide	16500	32000	6-speed AUTO	6HK1-TCC	191	761	LWB

## Crew Cab chassis 4x4 range

MODEL	CAB	GVM (kg)	GCM (kg)	TRANSMISSION (GEARS/TYPE)	ENGINE	POWER (kW@RPM)	TORQUE (Nm@RPM)	WHEELBASE
FSS 110-210 CREW	Crew Standard	11000	16000	6-speed MANUAL	6HK1-TCC	154	726	MWB
FTS 139-260 CREW	Crew wide	13900	21000	6-speed MANUAL	6HK1-TCC	191	761	MWB
				6-speed AUTO				

## Ready-To-Work - Tipper range

MODEL	CAB	GVM (kg)	GCM (kg)	TRANSMISSION (GEARS/TYPE)	ENGINE	BODY TYPE	m <sup>3</sup>
FRR 110-240 TIPPER	Standard	11000	16000	6-speed MANUAL	N-4HK1-TCH	4.0m Tipper	3.9
FRR 110-240 AMT TIPPER	Standard	11000	16000	6-speed TC-AMT	N-4HK1-TCH	4.0m Tipper	3.9
FSR 140/120-260 TIPPER	Standard	14000 / 12000	21000	6-speed MANUAL	6HK1-TCC	4.4m Tipper	5.2

## Ready-To-Work - Freightpack range

MODEL	CAB	GVM (kg)	GCM (kg)	TRANSMISSION (GEARS/TYPE)	ENGINE	BODY TYPE	m <sup>3</sup>
FRR 110-240 AMT FREIGHTPACK	Standard	11000	16000	6-speed TC-AMT	N-4HK1-TCH	10 Pallet tautliner	37
FRR 110-260 AUTO FREIGHTPACK	Standard	11000	20000	6-speed AUTO	6HK1-TCC	10 Pallet tautliner	37
FSR 140/120-240 AMT FREIGHTPACK	Standard	14000	18000	6-speed TC-AMT	N-4HK1-TCH	12 Pallet tautliner	44
FSR 140/120-260 AUTO FREIGHTPACK	Standard	14000	21000	6-speed AUTO	6HK1-TCC	12 Pallet tautliner	44
FVL 240-300 AUTO FREIGHTPACK	Wide	24000	36000	6-speed AUTO	6HK1-TCS	14 Pallet tautliner	58

# Warranties.\*

Our F Series trucks come standard with an industry-leading 6 year factory warranty. 4x4, Garbage Compactor and Concrete Agitator models are covered by a 3 year harsh application warranty.

MODEL	VEHICLE	ROADSIDE ASSIST	GENUINE ACCESSORIES AND RTW BODY EQUIPMENT
FSS and FTS	3 years or 200,000km	3 years	3 years unlimited km
FRR, FRD, FSR, FSD, FTR	6 years or 300,000km	6 years	3 years unlimited km
FVR, FVD, FVL, FVZ, FVY	6 years or 500,000 km or 8,000 hours	6 years	3 years unlimited km

\*6 year warranty excludes Concrete Agitator and Garbage Compactor models which are covered by a 3 year warranty, 3 year roadside assist and 200,000 km.

# Isuzu Care.

Isuzu Care is the most comprehensive customer care programme ever seen in the Australian truck market. It offers truck buyers and owners a suite of innovative support services and a level of customer care that is setting new industry standards.



## ISUZU CARE TEAM.

Why would you trust your Isuzu to anyone but an Isuzu-trained technician? With meticulous training tailored specifically to Isuzu trucks, our team carries out servicing and repairs to manufacturer-documented standards (and that means the highest level possible!).

## DEALER NETWORK.

Isuzu has an extensive network of dealers around Australia. So no matter where you are, you'll never be too far from a dealer if you need support.

# Warranties.

When we say reliability is everything, it's more than just talk. That's why we're now backing all our F Series 4x2 models with an industry-leading warranty support package. This includes, for the first time ever, a 6 year warranty\* on the cab chassis.

\*Excluding FSS, FTS, Garbage Compactor and Concrete Agitator models which are covered by a 3 year warranty with no hours stipulation.



**6 YR**  
FACTORY WARRANTY

24/7 ROADSIDE ASSIST

**3 YR**  
BODY WARRANTY

## 6 YEAR FACTORY WARRANTY AND ROADSIDE ASSIST.

All new F Series trucks (except 4x4 and harsh condition use) come standard with our brand new industry-leading 6 year factory warranty, covering the cab and chassis only. Any RTW truck bodies and all AWD/4x4 models are still covered by a 3-year factory warranty.

## 6 YEAR ROADSIDE ASSIST.

Isuzu Assist is a 6 year, 24-hour roadside assistance program\* that comes at no extra cost with all new F Series 4x2 trucks. So if you run out of fuel, lose your keys, or get a flat tyre (or battery), Isuzu Assist will be there to sort it out.

\*Excluding FSS, FTS, Garbage Compactor and Concrete Agitator models which are covered by a 3 year roadside assist.

## ISUZU EXTENDED CARE.

Isuzu Extended Care\* provides a 2 year extension to Isuzu's 3 year warranty and roadside assist program. Available when you buy your truck, it's the ultimate peace-of-mind.

\*At additional cost. Only available on FSS & FTS models on application.

# Agree to less servicing stress.

Few things cause as much pain to a business as a big, unexpected bill. And while Isuzu can't help with all of your outgoings, their service agreements will flatten your truck servicing costs into a single, predictable, monthly payment (or upfront fee in the case of Isuzu Essentials).



## INCREASED RE-SALE VALUE, DECREASED RISK.

Looking after your truck pays bigger dividends than just better performance. Proper maintenance lowers the total cost of ownership, reduces downtime, and improves the revenue of every load. When the time comes to upgrade, a comprehensive service history means you'll get top dollar

You can also rest easy knowing that with a service agreement you'll be running a well-maintained fleet which means safer trucks for your drivers. However, it's not just about protecting people... although obviously that reason is enough. With the new Chain of Responsibility laws, proper servicing also protects your business.

## Isuzu Essentials.

Available on new trucks only and paid upfront, Isuzu Essentials covers your truck's first three regular service up to either your 36 month or 45,000 or 60,000km service (whichever comes first. Distance depends on truck model).

- Genuine Filters & Lubricants\*
- Check and Report Fault Codes
- Wheel Bearing Re-pack (F Series only)
- Lubricating All Joints
- Washer Fluids
- Labour
- Valve Adjustments
- Consumables
- Environmental

\*Does not include air filters.

## Isuzu Essentials Plus.

Essentials Plus is available on new trucks and trucks currently in use, up to 36 months old. This plan also covers consumables such as wiper blades, light globes, fuses and fan belts.

- Genuine Filters & Lubricants
- Check and Report Fault Codes
- Wheel Bearing Re-pack
- Lubricating All Joints
- Globes – Stop, Tail, Number Plate, Indicator, Headlight, Interior
- Wiper Blades
- Relays & Fuses
- Fan Belts & Coolant Hoses
- Washer Fluids
- Labour
- Valve Adjustments
- Consumables
- Environmental

## Isuzu Total.

Our most comprehensive new truck service agreement. It covers everything included in Essentials Plus, as well as engine, transmission, driveline, brakes, suspension, and electrical componentry.

- Genuine Filters & Lubricants
- Check and Report Fault Codes
- Wheel Bearing Re-pack
- Lubricating All Joints
- Globes – Stop, Tail, Number Plate, Indicator, Headlight, Interior
- Wiper Blades
- Relays & Fuses
- Fan Belts & Coolant Hoses
- Washer Fluids
- Engine Components
- Transmission Components
- Brake Components
- Suspension Components
- Electrical Components
- Labour
- Valve Adjustments
- Consumables
- Environmental

## AVAILABLE EXTENDED OPTIONS.

For Isuzu Plus and Isuzu Total.

- Extended Care
- Extended Assist
- After-Hours Servicing
- Glass Coverage
- Fuel Card
- Pick Up & Drop Off

# Isuzu parts overview.

While we pay a lot of attention to our trucks, we can't forget about everything that keeps them going in the first place: our Genuine Parts and industry leading support and warranty programs. At the end of the day, this is why Isuzu remains Australia's truck market leader.

[parts.isuzu.com.au](http://parts.isuzu.com.au)



## GENUINE PARTS.

Isuzu's commitment is to provide the highest quality Genuine Parts, backed by industry-leading support and warranty for reduced downtime, to provide operators more time focusing on the important tasks at hand.

Australia's truck market leader provides peace of mind that money just can't buy and when fitted by an authorised Isuzu technician, can help to extend the working life of your truck.


Insist on Genuine Isuzu Parts and you'll be insisting on value for money, safety and long lasting performance. In the Transport Industry - Reliability is everything.

## Make it your own.

Genuine Isuzu accessories are designed to improve your experience of owning and driving an Isuzu by enhancing your truck's practicality and style. And you can rest easy knowing that all Isuzu accessories are designed and manufactured to meet Isuzu's rigorous engineering standards. So personalise your pride and joy.

## ISUZU GENUINE BULLBAR.

The Isuzu Trucks approved genuine accessory bullbar has been designed to perfectly follow the lines of your truck. But this design doesn't just look good. Its precision manufacturing process, including robotic welding and meticulous Macro weld testing, has created a bullbar that also works in perfect partnership with Isuzu airbags.



SEAT COVER.



HEADLIGHT PROTECTOR.



RUBBER FLOOR MAT.



WEATHER SHIELDS.